

## KEY FEATURES

- Enclosed Switching Power Supply
- PFC Function
- 3.3 VDC to 48 VDC Single Output
- 3000 VAC Input to Output Isolation
- 150Watt with 18CFM FAN
- Ultra Compact Size: 5.0 x 3.24 x 1.5 Inches
- 2-Year Product Warranty

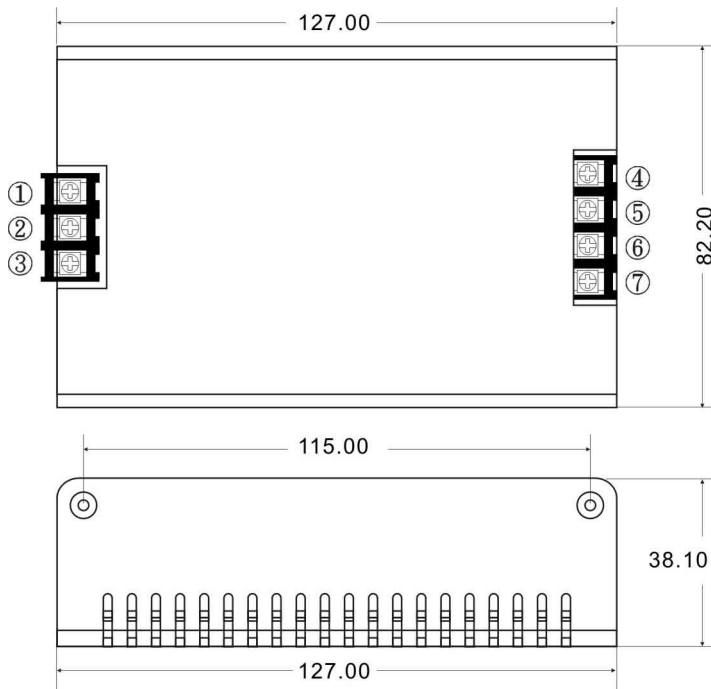


## ELECTRICAL SPECIFICATIONS

Model No.	AQF150E-3.3S	AQF150E-5S	AQF150E-12S	AQF150E-15S	AQF150E-24S	AQF150E-48S	
Max Output Wattage (Convection) (W)	52W	80W	95W	95W	95W	95W	
Max Output Wattage (18CFM FAN) (W)	82.5W	125W	125W	125W	125W	125W	
Input	Voltage						90-264 VAC or 120-370 VDC
	Frequency (Hz)						47-63 Hz
	Current (Full load)						3 A max. (115 VAC) / 1.5 A max. (230 VAC)
	Inrush Current (<2ms)						30 A max. (115 VAC) / 60 A max. (230 VAC)
	Leakage Current						3.5 mA max.
	Power Factor						PF>0.97 (115 VAC) / PF>0.93 (230 VAC) at Full Load
Output	Voltage (V.DC.)						3.3V    5V    12V    15V    24V    48V
	Voltage Accuracy						±2%
	Current (Convection) (A) max						16    16    7.9    6.33    3.95    1.98
	Current (18CFM FAN) (A) max						25    25    10.4    8.33    5.2    2.6
	Line Regulation (LL-HL) (typ.)						±1%
	Load Regulation (5-100%) (typ.)						±1%
	Minimum Load						0%
	Maximum Capacitive Load						470-23,000µF depending on model
	Ripple & Noise						100 mV max.    1% max..
	Efficiency						68%    70%    75%    75%    75%    75%
	Hold-up Time						18 ms min.
Switching Frequency						67 kHz	
Protection	Over Power Protection						Auto recovery
	Over Voltage Protection						Auto recovery
	Short Circuit Protection						Auto recovery
Isolation	Input-Output (V.AC)						3000V
	Input-FG (V.AC)						1500V
	Output-FG (V.AC)						500V
Environment	Operating Temperature						-25°C...+70°C (with derating)
	Storage Temperature						-40°C...+85°C
	Temperature Coefficient						±0.02%/°C ( 0~50°C )
	Humidity						95% RH
	MTBF						>100,000 h @ 25°C (MIL-HDBK-217F)
Physical	Dimension (L x W x H)						5.0 x 3.24 x 1.5 Inches ( 127.0 x 82.2 x 38.1 mm ) Tolerance ±0.5 mm
	Weight						470 g
	Cooling Method						Free air convection / 18CFM Forced Air
Safety	Agency Approvals						Pending (CE, UL)
EMC	EMI (Conducted & Radiated Emission)						EN 55022 class B
	EMS (Noise Immunity)						EN 55024

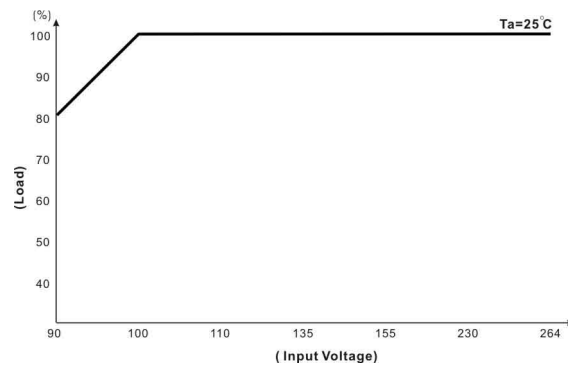
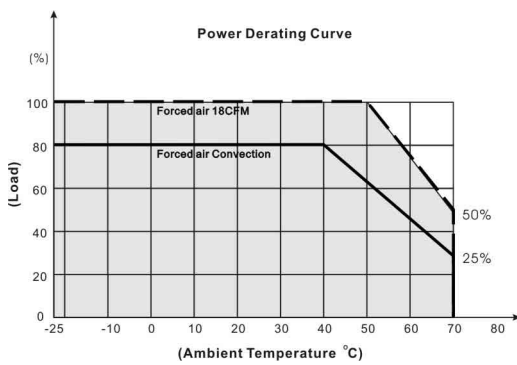
All specifications valid at nominal input voltage, full load and +25°C after warm-up time unless otherwise stated.

**MECHANICAL DIMENSION ( Top View )**



PIN#	SINGLE
1	AC IN (L)
2	AC IN (N)
3	FG
4	+DC OUT
5	+DC OUT
6	-DC OUT
7	-DC OUT

**DERATING**



**BLOCK DIAGRAM**

