

**KEY FEATURES**

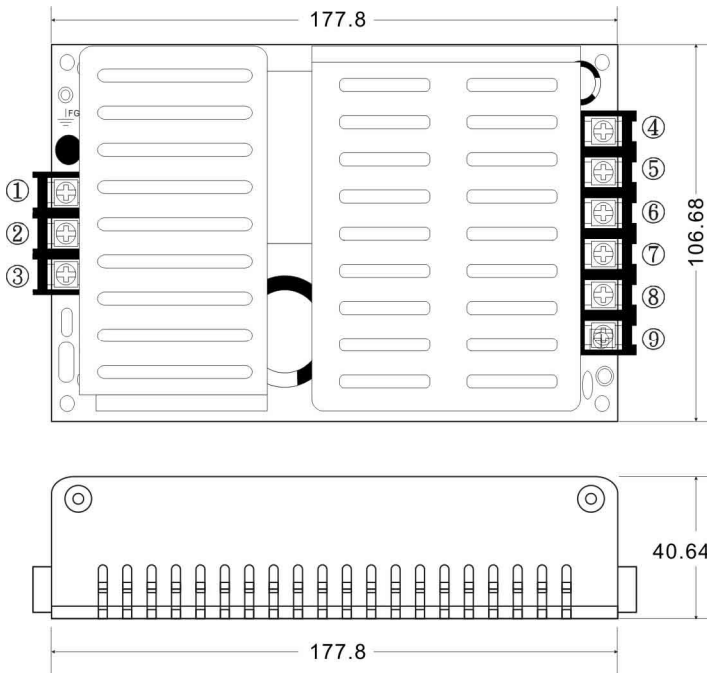
- U Bracket Switching Power Supply
- Universal Input: 90-264 VAC
- PFC Function
- 3.3 VDC to 48 VDC Single Output
- 3000 VAC Input to Output Isolation
- Ultra Compact Size: 7.0 x 4.2 x 1.6 Inches
- 2-Year Product Warranty


**ELECTRICAL SPECIFICATIONS**

Model No.	AQF250U-3.3S	AQF250U-5S	AQF250U-12S	AQF250U-15S	AQF250U-24S	AQF250U-48S		
Max Output Wattage (18CFM FAN) (W)	132W	200W	250W	250W	250W	250W		
Max Output Wattage (W)	105W	160W	200W	200W	200W	200W		
Input	Voltage						90-264 VAC or 120-370 VDC	
	Frequency (Hz)						47-63 Hz	
	Current (Full load)						4.0 A max. (115 VAC) / 2.0 A max. (230 VAC)	
	Inrush Current (<2ms)						40 A max. (115 VAC) / 80 A max. (230 VAC)	
	Leakage Current						3.5 mA max.	
	Power Factor						PF>0.97 (115 VAC) / PF>0.93 (230 VAC) at Full Load	
Output	Voltage (V.DC.)		3.3V	5V	12V	15V	24V	48V
	Voltage Accuracy		±2%					
	Current (18CFM FAN) (A) max		40	40	20.83	16.66	10.4	5.2
	Current (Convection) (A) max		31.81	32	16.67	13.34	8.34	4.17
	Line Regulation (LL-HL) (typ.)		±1%					
	Load Regulation (5-100%) (typ.)		±1%					
	Minimum Load		0%					
	Maximum Capacitive Load		470-23,000µF depending on model					
	Ripple & Noise		100 mV max.		1% max.			
	Efficiency (typ.)		69%	75%	80%	80%	80%	80%
	Hold-up Time		18 ms min.					
Switching Frequency		67 kHz						
Protection	Over Power Protection		Auto recovery					
	Over Voltage Protection		Zener diode clamp					
	Short Circuit Protection		Auto recovery					
Isolation	Input-Output (V.AC)		3000V					
	Input-FG (V.AC)		1500V					
	Output-FG (V.AC)		500V					
Environment	Operating Temperature		-25°C...+70°C (with derating)					
	Storage Temperature		-40°C...+85°C					
	Temperature Coefficient		±0.02%/°C ( 0~50°C )					
	Humidity		95% RH					
	MTBF		>50,000 h @ 25°C (MIL-HDBK-217F)					
Physical	Dimension (L x W x H)		7.0 x 4.2 x 1.6 Inches ( 177.8 x 106.68 x 40.64 mm ) Tolerance ±0.5 mm					
	Weight		770 g					
	Cooling Method		Free air convection / 18CFM Forced Air					
Safety	Agency Approvals		Pending (CE, UL)					
EMC	EMI (Conducted & Radiated Emission)		EN 55022 class B					
	EMS (Noise Immunity)		EN 55024					

All specifications valid at nominal input voltage, full load and +25°C after warm-up time unless otherwise stated.

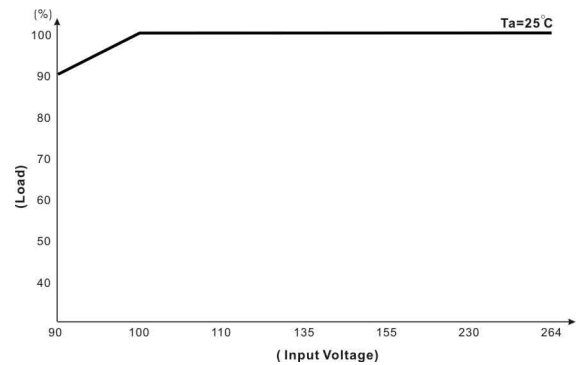
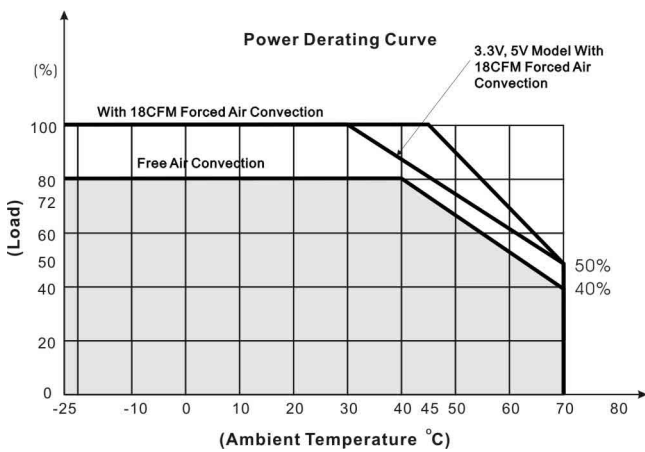
**MECHANICAL DIMENSION ( Top View )**



PIN#	SINGLE
1	FG
2	AC IN (N)
3	AC IN (L)
4	+DC OUT
5	+DC OUT
6	+DC OUT
7	-DC OUT
8	-DC OUT
9	-DC OUT

**DERATING**

**STATIC CHARACTERISTICS**



**BLOCK DIAGRAM**

