

# ***TDU4W SERIES***

***3 Watt, 2000 VDC Isolation***

**DC-DC CONVERTER**


**24 Pin DIP 2:1 Wide Range Input**

## ***FEATURES***

- PCB Mountable
- High Stable Regulated Output
- Thermally Conductive Encapsulant
- 100% Burn-In And Triple Tested
- MTBF > 400,000 Hours

## ***APPLICATIONS***

- Local Area Network
- Isolation Devices
- Telecommunications
- Industrial And Testing Equipment
- Battery-Powered Equipment
- Medical Equipment
- Distributed Power Equipment



## ***ELECTRICAL SPECIFICATIONS***

Input Voltage Range	2:1
Output voltage Accuracy	±3%
Load Regulation	±1% (Single Output), ±2.5% (Dual Output)
Line Regulation	±1%
Ripple & Noise	50mV p-p for 5V, 1% for other voltages
Short Circuit Protection	Fold-back

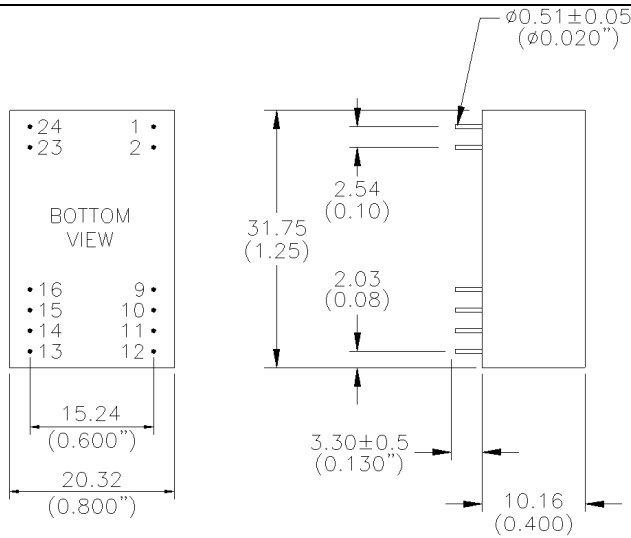
## ***GENERAL SPECIFICATIONS***

Efficiency (at full load)	70% typical
Isolation Voltage	2000 VDC
Operating Frequency	25KHz min.
Operating Temperature	-25°C to +70°C
Storage Temperature	-40°C to +100°C
Isolation Resistance	10 <sup>9</sup> Ohms, min.
weight	0.5 Oz. (14.2 grams)
Case Material	Non-conductive Plastic

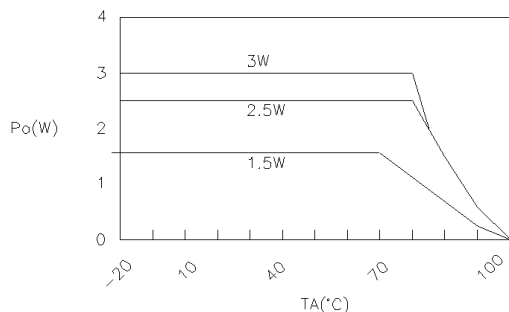
## TDU4W SERIES SPECIFICATIONS

Model-Type	Input Voltage (Vdc)	Input Current mA (typ)		Output Voltage (Vdc)	Output Current mA (max)
		No Load	Full Load		
TDU4W-0505S TDU4W-0512S TDU4W-0515S	4.5-6.0 (5)	90 90 90	825 920 920	5 12 15	500 250 200
TDU4W-1205S TDU4W-1212S TDU4W-1215S	9-18 (12)	40 40 40	315 355 355	5 12 15	500 250 200
TDU4W-2405S TDU4W-2412S TDU4W-2415S	18-36 (24)	20 20 20	160 175 175	5 12 15	500 250 200
TDU4W-4805S TDU4W-4812S TDU4W-4815S	36-72 (48)	20 20 20	75 85 85	5 12 15	500 250 200

S: Single Output



Power Derating Curve



### Pin Connections

Pin	Single
1&2	+ Input
23&24	- Input
11&12	+Output
9&10	- Output

